



Section 3.

Installing Your Fire Feature on a Combustible Surface

WITH THE USE OF AN INSULATION KIT, Dekko fire features may be installed on combustible surfaces such as wooden patios or decks.

3.1) Items Included in Your Insulation Kit

	(1) 20" X 20" Concrete Pad
	(1) 20" X 20" Sheet of Basalt Material

3.2) Installing the Insulation Kit

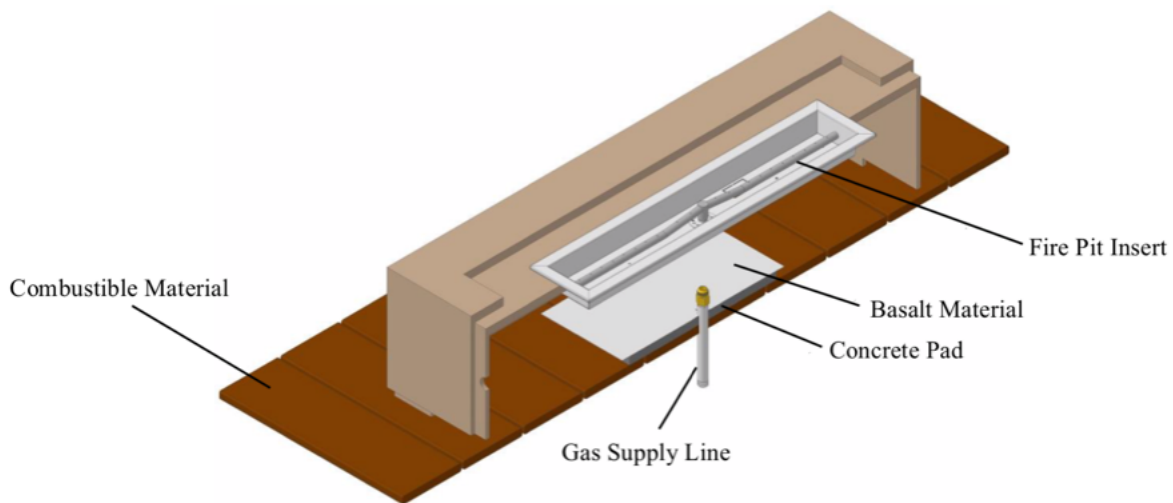
For installation steps, please view the Deck Insulation Kit Instruction Manual at the end of this guide.

Deck Insulation Kit – Instructions

(FPI-DECK20SQ, FPI-DECK39SQ)

⚠ WARNING: FOR OUTDOOR USE ONLY

Installing a Fire Pit on Combustible Material



⚠ WARNINGS ⚠

- Always ensure no gaps to prevent any leakage onto decking surface.
- Do not recess fire pit below the deck surface.
- Do not block any enclosure ventilation holes.
- Concrete pad must be a minimum of 1" thick (height).
 - Alternative thicknesses must be approved by HPC.
- Always wear gloves and protective eyewear.

Items Included in Kit:

- 1) Basalt Material & Instructions
- 2) Dekko concrete pad

Tools Needed:

- 1) Scissors or Cutting Knife
- 2) Measuring Tape
- 3) Power drill