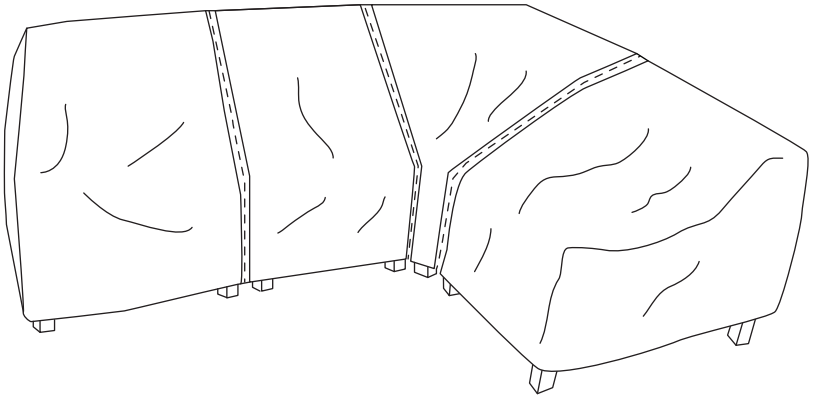


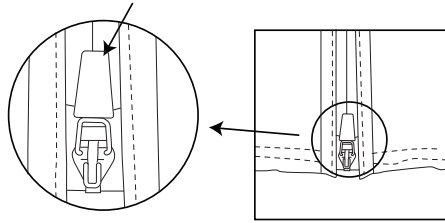
CP30x
Modular Collection
**Protective Furniture
Covers**

Assembly and Operation Guide



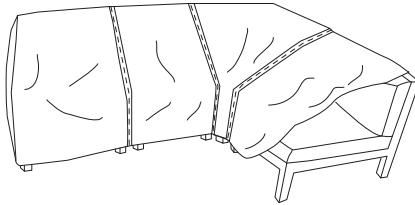
STEP 4 Lock Into Place

Pull zipper tab up to lock into place.



STEP 5 Cover Furniture

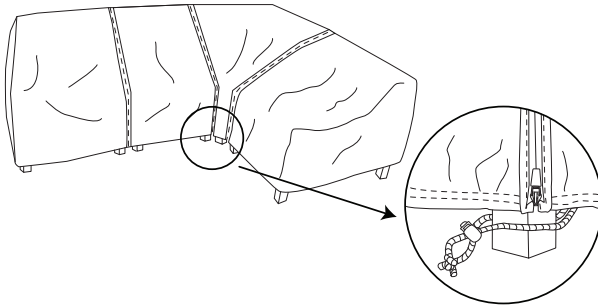
Slide combined modular covers over furniture.



STEP 6 Tighten Cords

Secure covers to furniture by tying cords around legs of furniture. Tighten with cinch toggle.

NOTE: Corner and wedge units need to be attached to furniture to keep edges from flipping up.



Configuration Examples

Custom design any configuration to meet your needs!

